



# GENESIS

## How to Guide How to do Cost Revaluation

---

*MRJ Consultants*

*37 Weavind Ave, Eldoraigne, Centurion, 0157*

*Tel: (012) 654 0300*

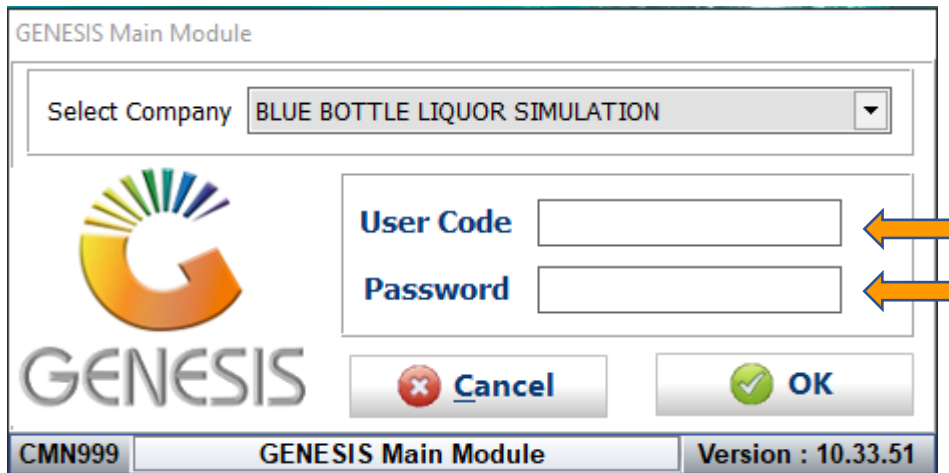
*Mail: [helpdesk@mrj.co.za](mailto:helpdesk@mrj.co.za)*



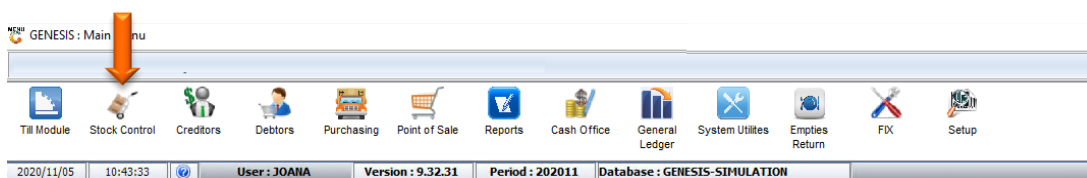
1. **Open** Genesis Menu.



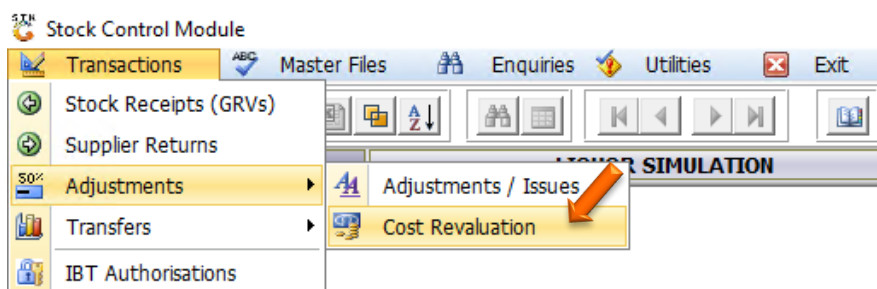
2. Type **User code** and **Password**.

The screenshot shows the 'GENESIS Main Module' login window. At the top, there's a 'Select Company' dropdown menu with 'BLUE BOTTLE LIQUOR SIMULATION' selected. Below this is the 'GENESIS' logo. To the right of the logo are two input fields: 'User Code' and 'Password'. Two orange arrows point to these fields from the right. At the bottom right are 'Cancel' and 'OK' buttons. The status bar at the bottom shows 'CMN999', 'GENESIS Main Module', and 'Version : 10.33.51'.

3. Open **Stock Control** from the Main menu.



4. In Stock Control open Transactions- Adjustments – Cost Revaluation.



5. You will be prompted to The Item Cost-Price Revaluation menu, here we can press Ins on the keyboard or click on Add Document

Status	Document N	Doc.Date	Reference	Details	Total Excl.
Open	10900001	2021/11/24	TEST	Adjustment	0.00
Authorised	10900002	2021/12/28	TEST	testing	-22.00

STK270 Stock Control : Item Cost-Price Revaluation

6. Fill in all the relevant information as to why this adjustment is being made.

Revaluation Date: 2021/12/29 Document No.: 0

Reference: Details: Stock Code: LinkCode: Description #1: Avg. Cost Exd.: 0.00 Units: 0 New Avg. Cost Exd.: 0.00 Unit Avg. Cost Exd.: 0.00 Onhand: 0.00 Revaluation Amount: 0.00

STK271 Stock Control : Item Cost-Price Revaluation

7. Change the price then save and proceed.

Stock Control : Item Cost-Price Revaluation

Revaluation Date: 2021/12/29 Document No.: 0

Reference: TEST

Details: Testing

Stock Code: 63728 LinkCode: 63728-001

Description #1: 1659 Rose 750ml X1

Avg. Cost Excl.: 22.00 Units: 1

New Avg. Cost Excl.: 23.00 Unit Avg. Cost Excl.: 22.00

Onhand: -1.00

Revaluation Amount: -23.00

Options: Save (F10), Exit (Esc)

STK271 Stock Control : Item Cost-Price Revaluation

System Prompt

Price Revaluation

Process Document ?

N No Y Yes

8. You will then see that your Document appears and now needs to be authorized.

Stock Control : Item Cost-Price Revaluation

Status	Document N	Doc.Date	Reference	Details	Total Excl.
Open	10900001	2021/11/24	TEST	Adjustment	0.00
Authorised	10900002	2021/12/28	TEST	testing	-22.00
Open	10900003	2021/12/29	TEST	Testing	-23.00

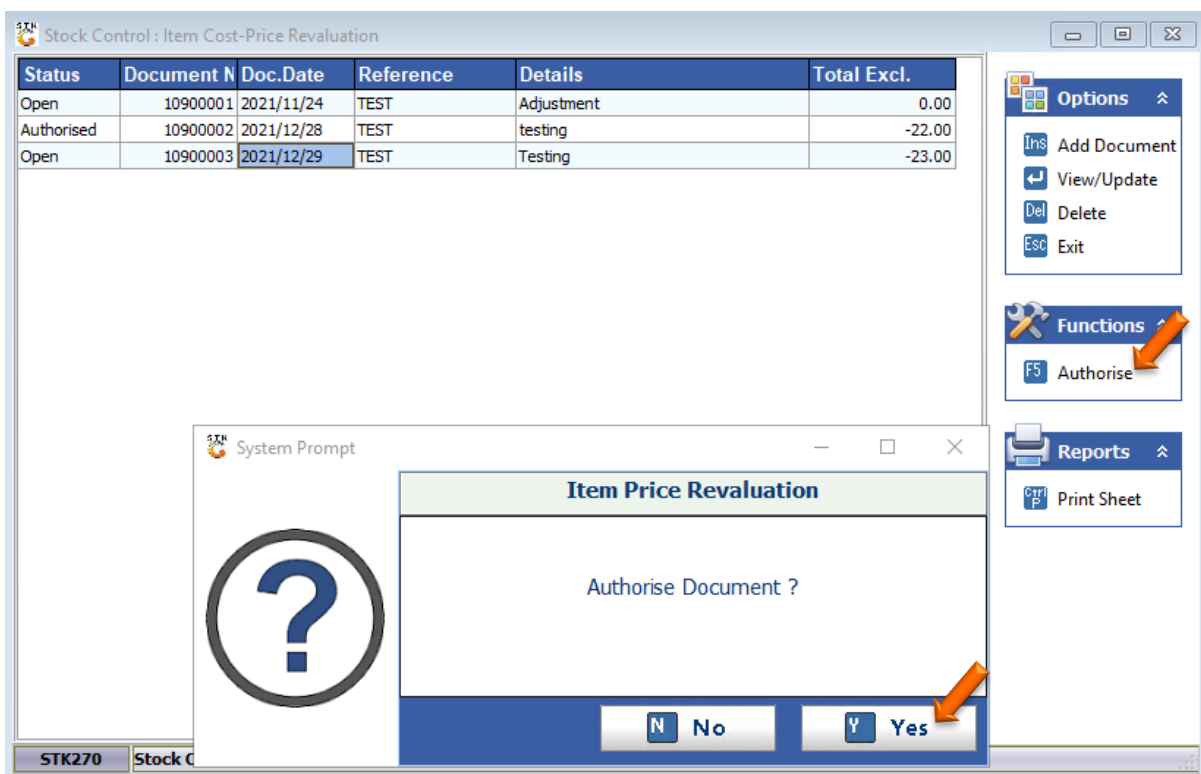
Options: Add Document (Ins), View/Update, Delete (Del), Exit (Esc)

Functions: Authorise (F5)

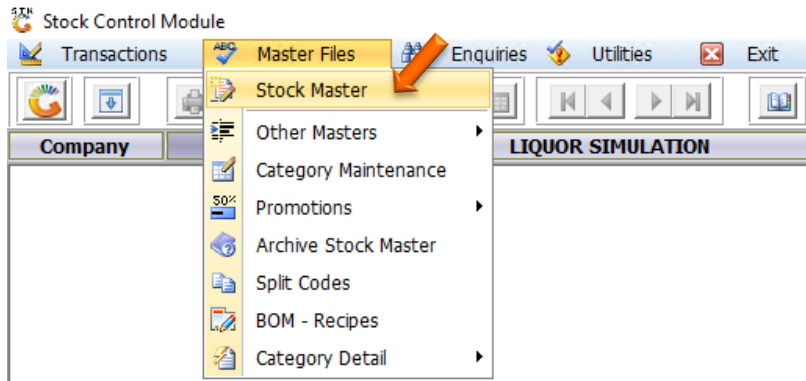
Reports: Print Sheet (Ctrl P)

STK270 Stock Control : Item Cost-Price Revaluation

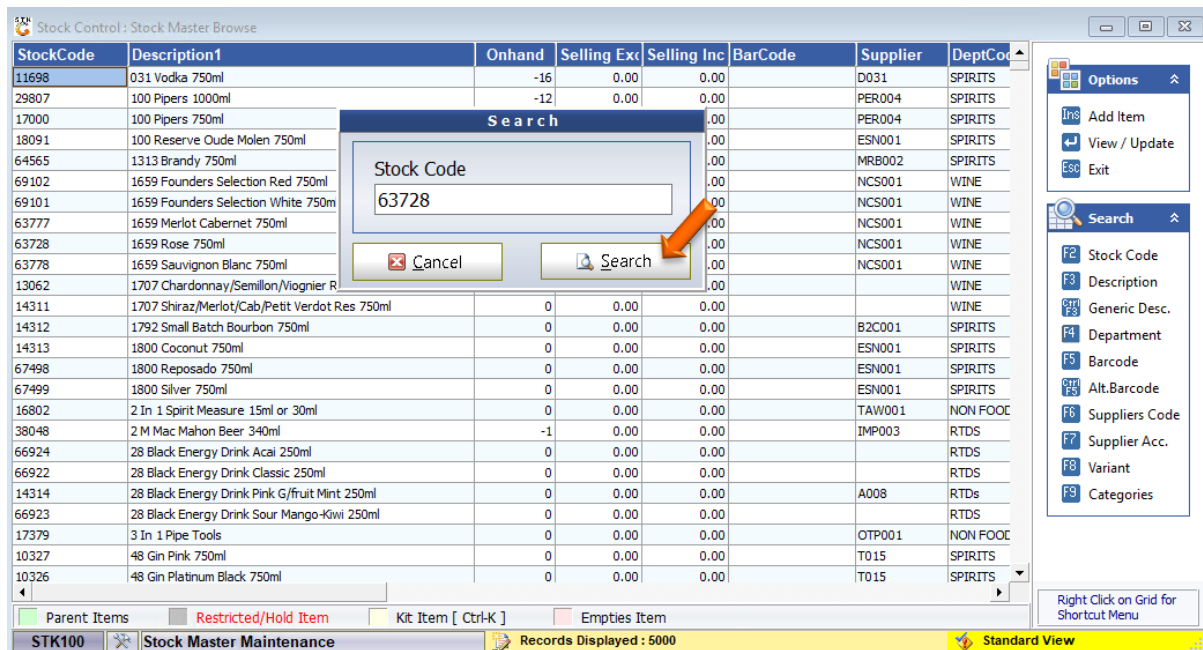
9. Press F5 or click on Authorize then select Yes.



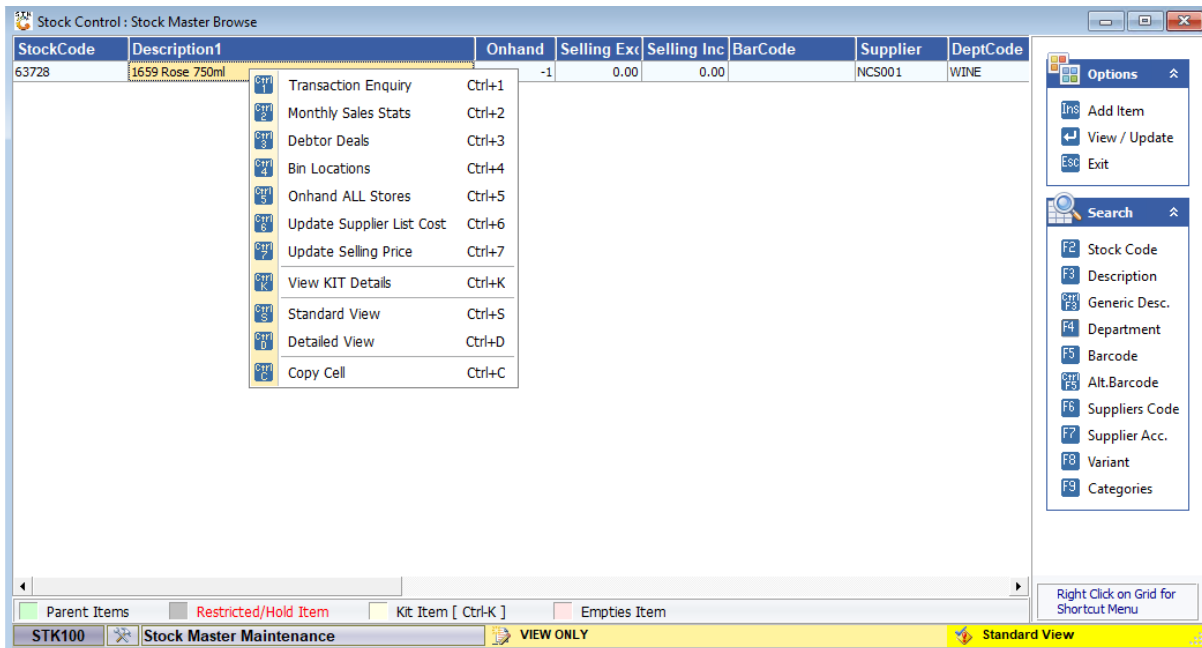
10. Lets now go have a look at the amendments. Go to the stock control module then Master file-Stock master



11. Select the stock code



12. Once the item is opened right click on the item and select transaction history.



13. Select the from Period and to Period, enter through then you will see that your revaluation has been done and price changes amended.

